

**Australian Maritime Safety Authority
Maritime Standards Division**

**OH&S (MI) Act Incident Reports
for the Period 2002/03-2006/07**

This is the latest in a series of five year rolling reports produced by AMSA and reporting on an analysis of the incident reports lodged by employers over the period. The first report covered the period from 1994-1997 as the application of the OH&S(MI) Act commenced from 1 July 1994. The report has been designed to detect and analyse trends to enable AMSA to develop and implement strategies that will reduce the incidence of employment related injury and disease to Australian seafarers serving on ships to which Part II of the Navigation Act 1912 applies and declared ships.

Contents

Analysis of reports	Page 3
Location of Incidents	Page 6
Number of Incidents by Age Group	Page 8
Number of Incidents per Month	Page 11
Number of Incidents per Rank	Page 14
Number of Incidents per Ship Type	Page 16
Mechanism of Incident	Page 18
Agency of Incident	Page 22
Nature of Incident	Page 28
Bodily Location of Incident	Page 33

Analysis of incident reports for the period 2002/03-2006/07

Introduction

AMSA performs the Inspectorate role under the Occupational Health & Safety (Maritime Industry) Act 1993 for the Seafarers' Safety, Rehabilitation and Compensation Authority (Seacare). The role includes responsibility for:

1. Ensuring that the requirement to report serious personal injuries, deaths and dangerous occurrences and other obligations imposed by or under the Act and the regulations are complied with;
2. Advising operators, employees and contractors on occupational health and safety matters; and
3. Providing Seacare with information.

AMSA marine surveyors are trained in occupational health and safety as well as the requirements of the Act. As Inspectors appointed under the Act, they perform a range of functions, including investigation of accidents and dangerous occurrences, issuing improvement and prohibition notices and advising employers on their duty of care, approaches to safety and effective injury prevention.

The number of incidents reported to AMSA during the 2006/07 year was 55, compared with 50 during 2005/06. This represents a reduction in the incident rate from 1.01% to 0.97%.

Note that adjustments have been made to the 2004/05 and 2005/06 results following a finding that incident rates for these two years were calculated using full time equivalent (FTE) employee value rather than the total number of employees working in the industry.

The overall trend continues downward since the introduction of the Act. The incident rate in the first full year of operation (1994/95) was 3.56%.

Incident reporting

Concerns exist about the discrepancy between the number of claims reported by the Australian Maritime Industry Compensation Authority (AMICA) and those incidents reported to AMSA. A recent review has suggested that the ratio of claims made and incidents reported is in the order of 3 to 1.

Overall, the review indicated what appeared to be a significant level of non-reporting by both the blue water sector and the offshore sector. AMSA intends to target non-reporting during future OH&S audits. This will be based on an ongoing annual comparison of data.

Activities of the OH&S inspectorate during the year

In addition to its regular program of Flag State Control inspections and International Ship Management system audits, AMSA instituted a program of regular OH&S audits for all ships subject to the OH&S(MI) Act during 2003/04. It is now intended to perform an annual OH&S audit on each ship.

AMSA continues to review all incidents reported and conducts investigations when considered necessary. AMSA also discusses with individual operators the results of their own internal investigations into incidents and the lessons learned.

Analysis of incidents

Injuries resulting from body stressing, falls, slips and trips, being hit by moving objects and hitting objects with a part of the body accounts for 76% of all injuries. This is a slight reduction on last year but still in line with previous years. Slips, trips and falls and body stressing should receive increased attention as significant improvement in these types of injury would substantially reduce the overall number of incidents.

Machinery, non-powered hand tools, appliances and equipment accounted for nearly 50% of the incidents, an increase on last year but still in line with previous years. Correct use of equipment and tools, perhaps with employers ensuring that seafarers are fully trained and competent on the full range in use, might be an area for action.

Injuries involving fractures, sprains and strains of joints and adjacent muscles reduced from 52% last year and accounted for 27% of the incidents. This follows on from a prior reduction from 66% in 2004/05 suggesting there has been considerable improvement in manual handling practices by the industry.

The number of incidents involving integrated ratings during the year continues to be high at 51%, this is similar with last year, suggesting that injuries to this category of employee is an area where OH&S audits and employers might concentrate.

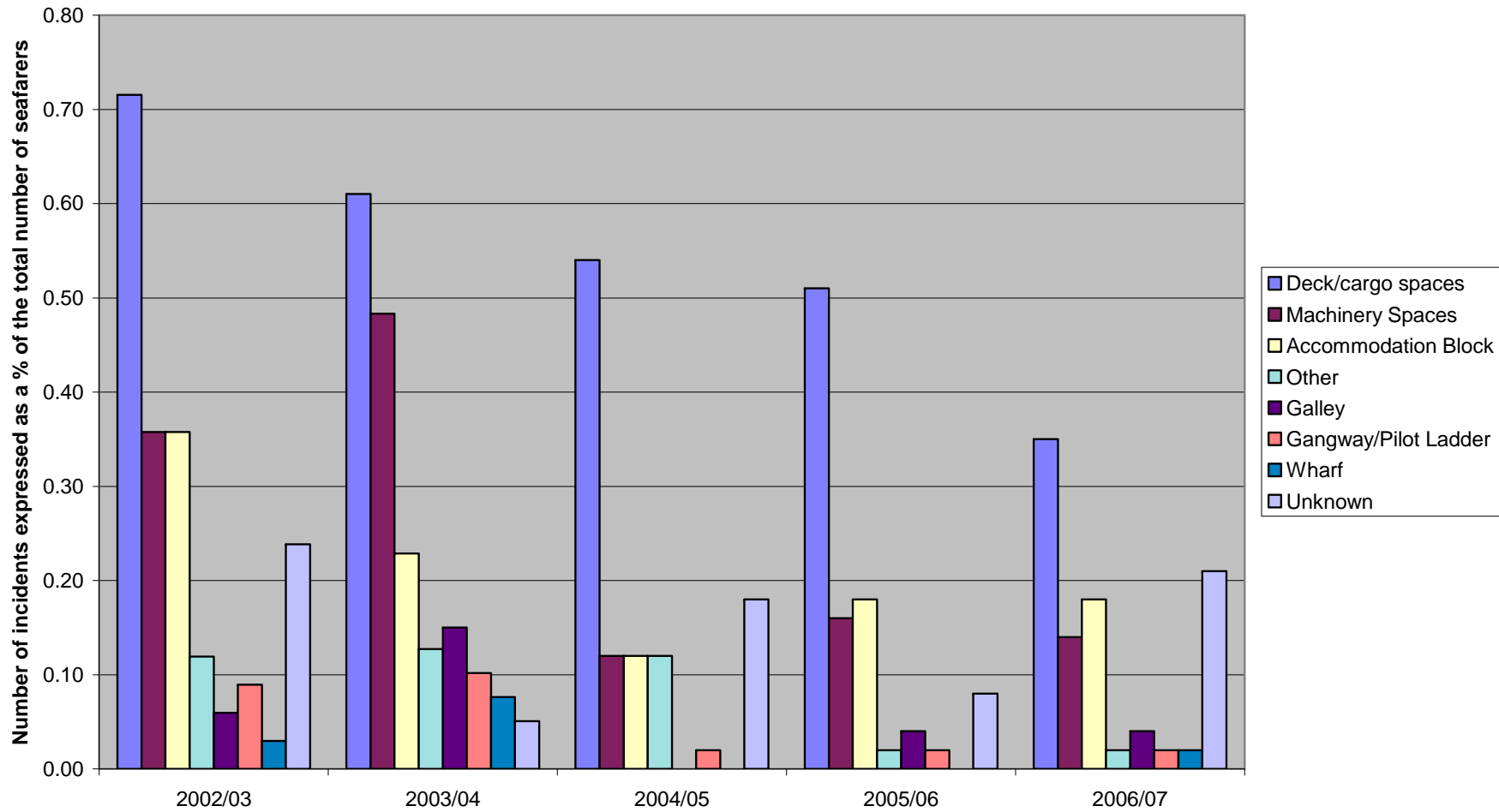
LOCATION OF INCIDENTS FOR THE PERIOD 2002/03-2006/07

DESCRIPTION	2002/03	2003/04	2004/05	2005/06	2006/07
Deck/cargo spaces	24	24	23	25	20
Machinery Spaces	12	19	5	8	8
Accommodation Block	12	9	5	9	10
Other	4	5	5	1	1
Galley	2	6		2	2
Gangway/Pilot Ladder	3	4	1	1	1
Wharf	1	3			1
Unknown	8	2	8	4	12
TOTAL	66	72	47	50	55

INCIDENTS FOR THE PERIOD EXPRESSED AS A % OF THE TOTAL NUMBER OF SEAFARERS

DESCRIPTION	2002/03	2003/04	2004/05	2005/06	2006/07
Deck/cargo spaces	0.72	0.61	0.54	0.51	0.35
Machinery Spaces	0.36	0.48	0.12	0.16	0.14
Accommodation Block	0.36	0.23	0.12	0.18	0.18
Other	0.12	0.13	0.12	0.02	0.02
Galley	0.06	0.15	0.00	0.04	0.04
Gangway/Pilot Ladder	0.09	0.10	0.02	0.02	0.02
Wharf	0.03	0.08			0.02
Unknown	0.24	0.05	0.18	0.08	0.21
TOTAL	1.97	1.83	1.10	1.01	0.98

Location of incidents for the period 2002/03-2006/07



NUMBER OF INCIDENTS BY AGE GROUP FOR THE PERIOD 2002/03-2006/07

AGE CATEGORIES	SAMPLE AGE	2002/03	2003/04	2004/05	2005/06	2006/07
20-24	22	6	3	4	5	5
25-29	27	2	9	5	3	1
30-34	32	10	7		7	5
35-39	37	10	8	6	4	3
40-44	42	6	10	3	10	11
45-49	47	12	6	5		5
50-54	52	9	8	12	10	8
55-59	57	7	12	7	5	8
60-64	62	4	6	5	4	7
65-69	67		1		2	1
Unknown			2			1
Mean age		42	44	46	46	45
TOTAL		66	72	47	50	55

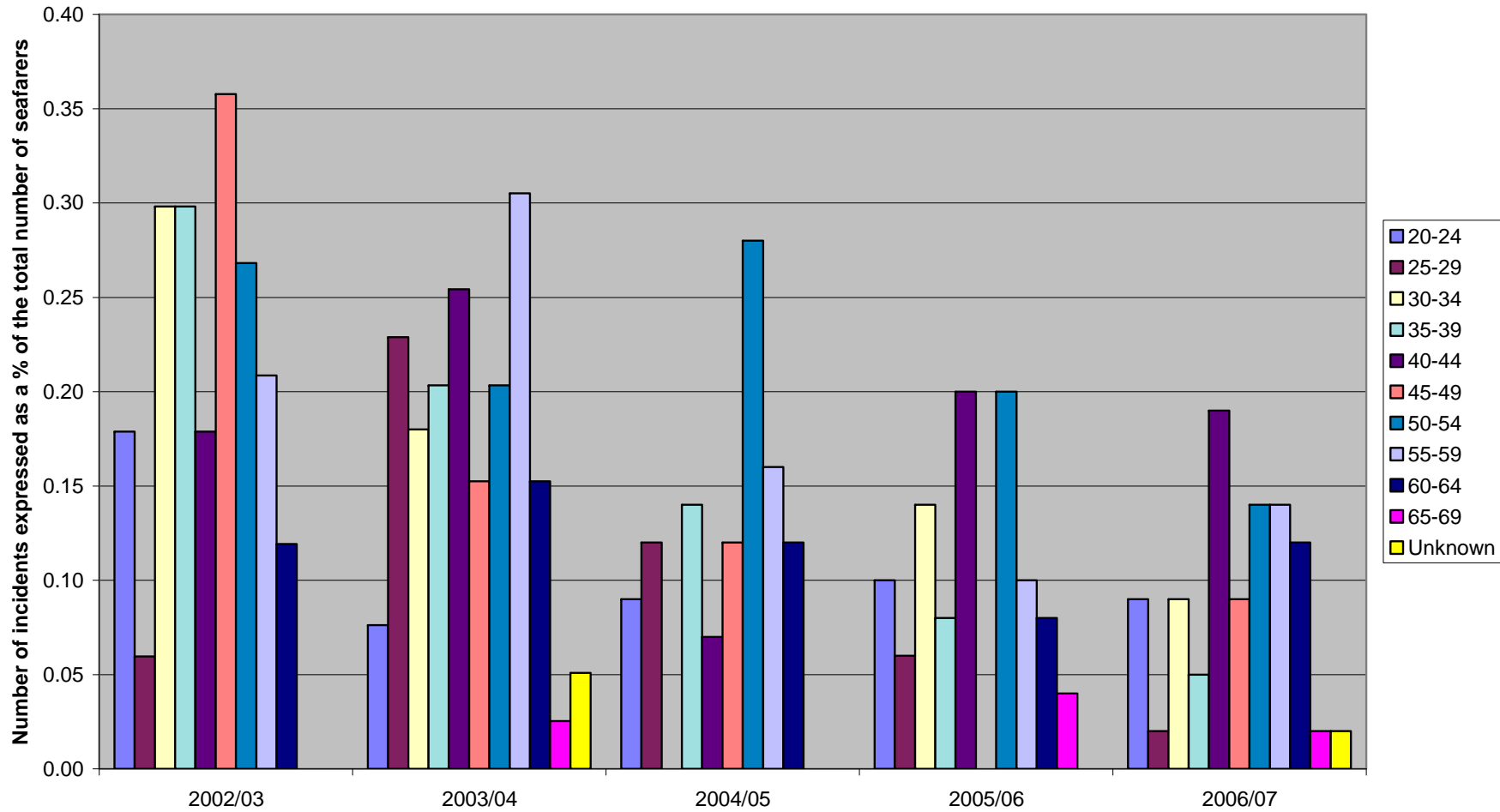
Because a range of age groups does not permit accurate calculation of means. Sample Age has been created and used.

NUMBER OF INCIDENTS FOR THE PERIOD EXPRESSED AS A % OF THE TOTAL NUMBER OF SEAFARERS

AGE CATEGORIES	2002/03	2003/04	2004/05	2005/06	2006/07
20-24	0.18	0.08	0.09	0.10	0.09
25-29	0.06	0.23	0.12	0.06	0.02
30-34	0.30	0.18		0.14	0.09
35-39	0.30	0.20	0.14	0.08	0.05
40-44	0.18	0.25	0.07	0.20	0.19

45-49	0.36	0.15	0.12		0.09
50-54	0.27	0.20	0.28	0.20	0.14
55-59	0.21	0.31	0.16	0.10	0.14
60-64	0.12	0.15	0.12	0.08	0.12
65-69		0.03		0.04	0.02
Unknown		0.05			0.02
TOTAL	1.97	1.83	1.10	1.00	0.97

Number of incidents by age group for the period 2002/03-2006/07



MONTHLY INCIDENTS FOR THE PERIOD 2002/03-2006/07

	2002/03	2003/04	2004/05	2005/06	2006/07
July	5	4	5	9	2
August	6	2	4	5	7
September	7	4	4	1	6
October	3	7	5	5	6
November	6	8	4	4	7
December	11	9	4	3	5
January	4	6	3	8	3
February	5	7	4	2	5
March	7	5	3	6	3
April	3	7	8	1	2
May	6	8	1	3	5
June	3	5	2	3	4
TOTAL	66	72	47	50	55

PERCENTAGE OF INCIDENTS PER MONTH

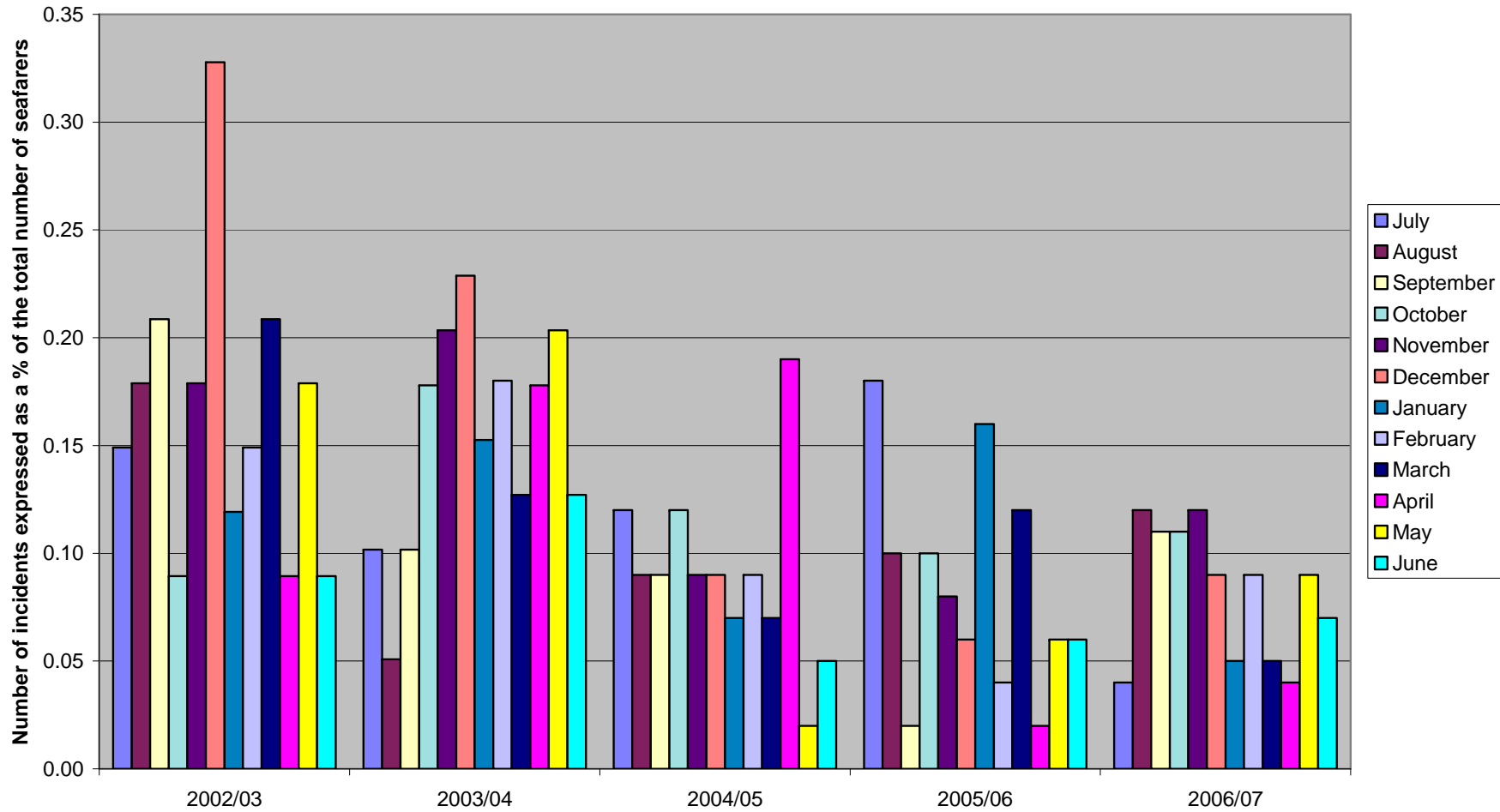
	2002/03	2003/04	2004/05	2005/06	2006/07
July	7.6	5.6	10.6	18.0	3.6
August	9.1	2.9	8.5	10.0	12.7
September	10.6	5.6	8.5	2.0	10.9
October	4.5	9.7	10.6	10.0	10.9
November	9.1	11.1	8.5	8.0	12.7
December	16.7	12.5	8.5	6.0	9.1
January	6.1	8.3	6.4	16.0	5.5
February	7.6	9.7	8.5	4.0	9.1
March	10.6	6.9	6.4	12.0	5.5
April	4.5	9.7	17.1	2.0	7.3

May	9.1	11.1	2.1	6.0	9.1
June	4.5	6.9	4.3	6.0	3.6
TOTAL	100.0	100.0	100.0	100.0	100.0

MONTHLY INCIDENTS EXPRESSED AS A % OF THE TOTAL NUMBER OF SEAFARERS

	2002/03	2003/04	2004/05	2005/06	2006/07
July	0.15	0.10	0.12	0.18	0.04
August	0.18	0.05	0.09	0.10	0.12
September	0.21	0.10	0.09	0.02	0.11
October	0.09	0.18	0.12	0.10	0.11
November	0.18	0.20	0.09	0.08	0.12
December	0.33	0.23	0.09	0.06	0.09
January	0.12	0.15	0.07	0.16	0.05
February	0.15	0.18	0.09	0.04	0.09
March	0.21	0.13	0.07	0.12	0.05
April	0.09	0.18	0.19	0.02	0.04
May	0.18	0.20	0.02	0.06	0.09
June	0.09	0.13	0.05	0.06	0.07
TOTAL	1.97	1.83	1.09	1.00	0.98

Number of incidents per month for the period 2002/03-2006/07



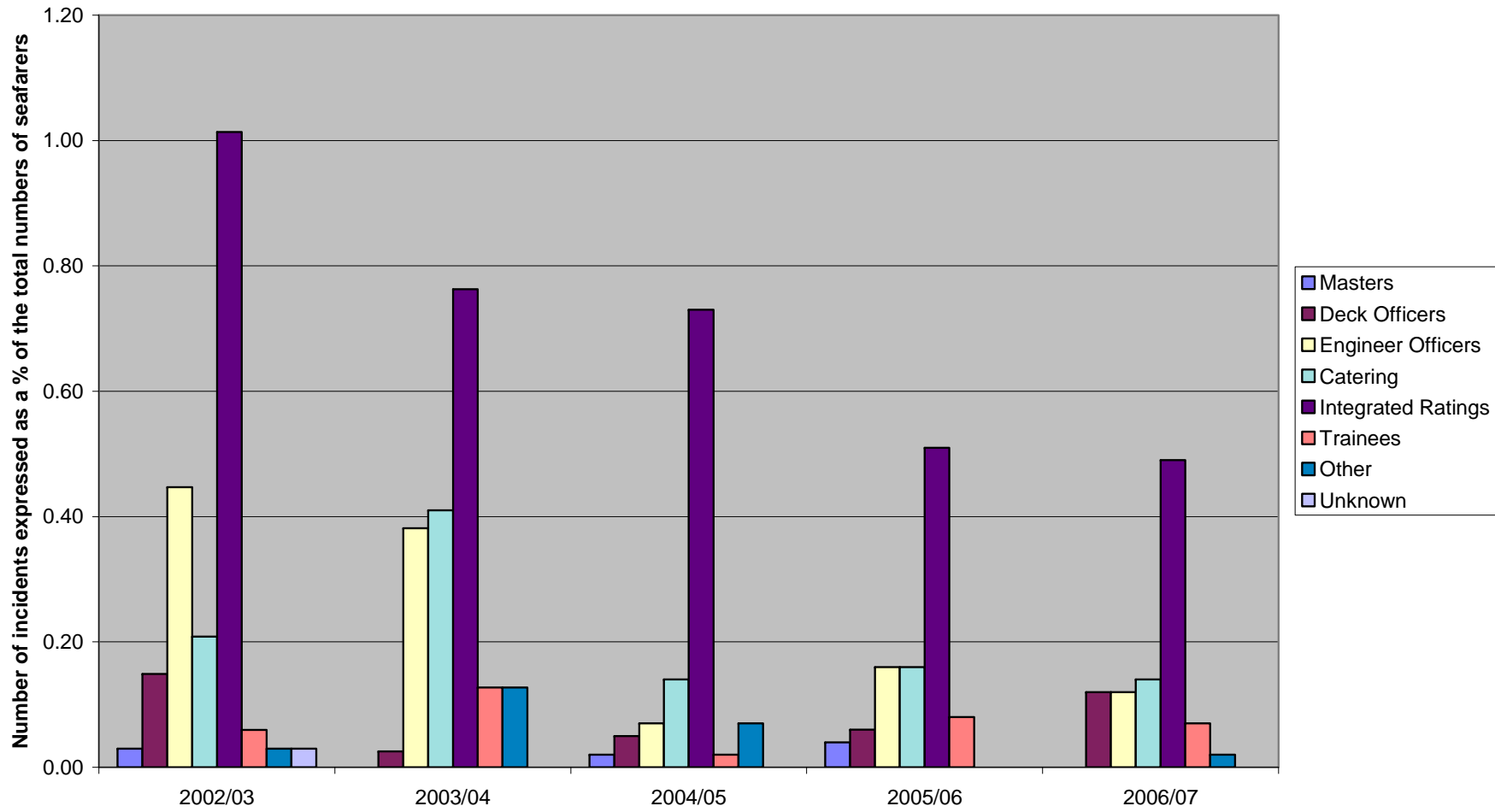
INCIDENTS BY RANK FOR THE PERIOD 2002/03-2006/07

DESCRIPTION	2002/03	2003/04	2004/05	2005/06	2006/07
Masters	1		1	2	
Deck Officers	5	1	2	3	7
Engineer Officers	15	15	3	8	7
Catering	7	16	6	8	8
Integrated Ratings	34	30	31	25	28
Trainees	2	5	1	4	4
Other	1	5	3		1
Unknown	1				
TOTAL	66	72	47	50	55

INCIDENTS BY RANK EXPRESSED AS A % OF THE TOTAL NUMBER OF SEAFARERS

DESCRIPTION	2002/03	2003/04	2004/05	2005/06	2006/07
Masters	0.03		0.02	0.04	0.00
Deck Officers	0.15	0.03	0.05	0.06	0.12
Engineer Officers	0.45	0.38	0.07	0.16	0.12
Catering	0.21	0.41	0.14	0.16	0.14
Integrated Ratings	1.01	0.76	0.73	0.51	0.49
Trainees	0.06	0.13	0.02	0.08	0.07
Other	0.03	0.13	0.07		0.02
Unknown	0.03				0.00
TOTAL	1.97	1.83	1.10	1.01	0.96

Number of incidents by rank for the period 2002/03-2006/07



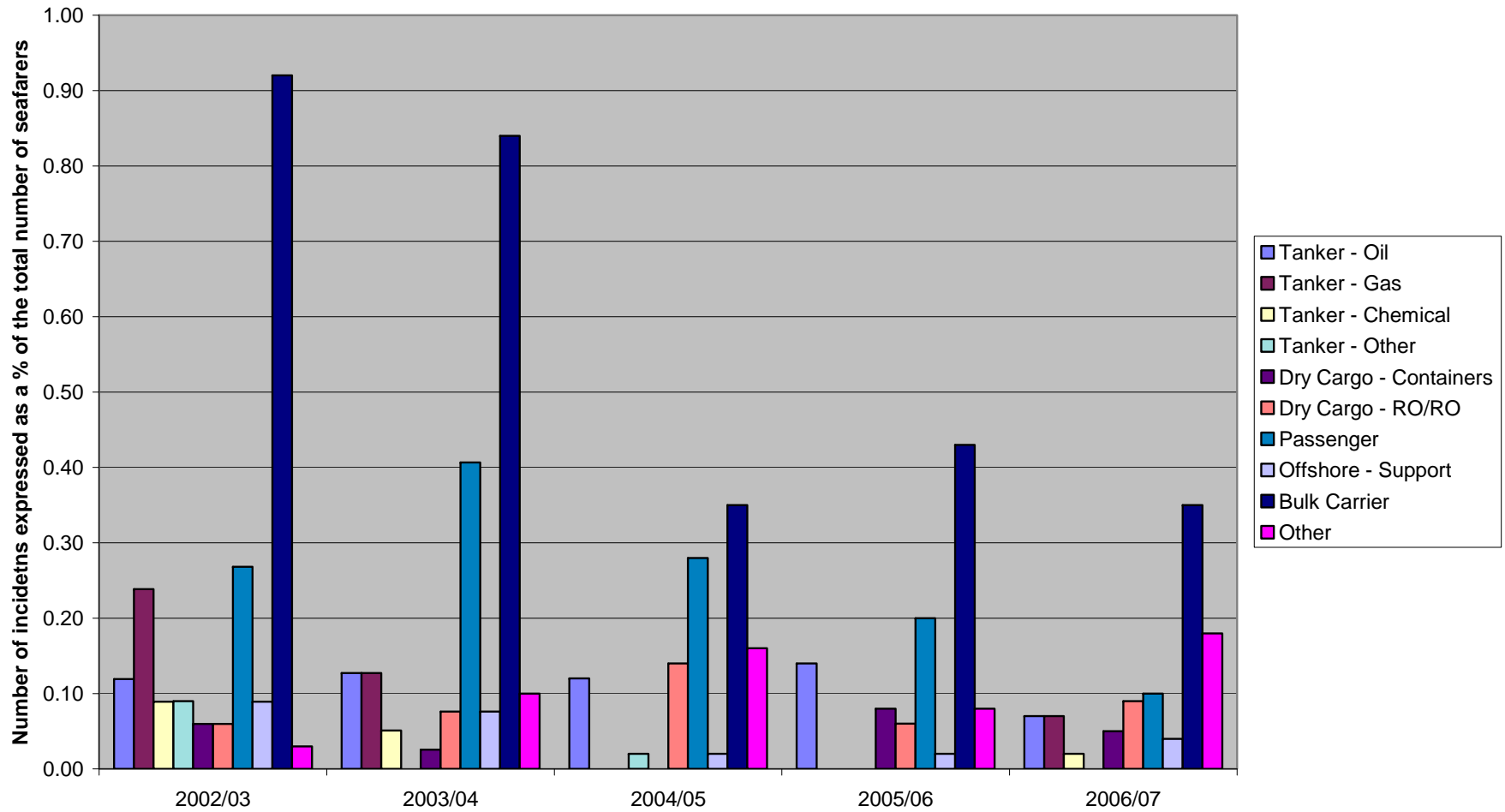
INCIDENTS BY SHIP TYPE FOR THE PERIOD 2002/03-2006/07

Description	2002/03	2003/04	2004/05	2005/06	2006/07
Tanker - Oil	4	5	5	7	4
Tanker - Gas	8	5			4
Tanker - Chemical	3	2			1
Tanker - Other	3		1		
Dry Cargo - Containers	2	1		4	3
Dry Cargo - RO/RO	2	3	6	3	5
Passenger	9	16	12	10	6
Offshore - Support	3	3	1	1	2
Bulk Carrier	31	33	15	21	20
Other	1	4	7	4	10
TOTAL	66	72	47	50	55

INCIDENTS BY SHIP TYPE EXPRESSED AS A % OF THE NUMBER OF SEAFARERS

Description	2002/03	2003/04	2004/05	2005/06	2006/07
Tanker - Oil	0.12	0.13	0.12	0.14	0.07
Tanker - Gas	0.24	0.13			0.07
Tanker - Chemical	0.09	0.05			0.02
Tanker - Other	0.09		0.02		
Dry Cargo - Containers	0.06	0.03		0.08	0.05
Dry Cargo - RO/RO	0.06	0.08	0.14	0.06	0.09
Passenger	0.27	0.41	0.28	0.20	0.10
Offshore - Support	0.09	0.08	0.02	0.02	0.04
Bulk Carrier	0.92	0.84	0.35	0.43	0.35
Other	0.03	0.10	0.16	0.08	0.18
TOTAL	1.96	1.83	1.09	1.01	0.97

Number of incidents by ship type for the period 2002/03-2006/07



MECHANISM OF INCIDENT FOR THE PERIOD 2002/03-2006/07

DESCRIPTION	NDS CODE	2002/03	2003/04	2004/05	2005/06	2006/07
Falls, Trips and slips of a person	0	20	19	16	14	16
Hitting objects with a part of the body	1	4	11	4	6	4
Being hit by moving objects	2	14	13	7	10	10
Body stressing	4	20	18	13	11	12
Heat, radiation and electricity	5	3	2	1	3	1
Chemicals and other substances	6		3	1	4	
Biological factors	7					8
Mental stress	8	2	2	1		3
Other and unspecified mechanisms	9	1			1	1
Unknown		2	4	4	1	
TOTAL		66	72	47	50	55

MECHANISM OF INCIDENT EXPRESSED AS A % OF THE NUMBER OF SEAFARERS

DESCRIPTION	NDS CODE	2002/03	2003/04	2004/05	2005/06	2006/07
Falls, Trips and slips of a person	0	0.60	0.48	0.38	0.29	0.28
Hitting objects with a part of the body	1	0.12	0.28	0.09	0.12	0.07
Being hit by moving objects	2	0.42	0.33	0.16	0.20	0.18
Body stressing	4	0.60	0.46	0.31	0.22	0.21
Heat, radiation and	5	0.09	0.05	0.02	0.06	0.02

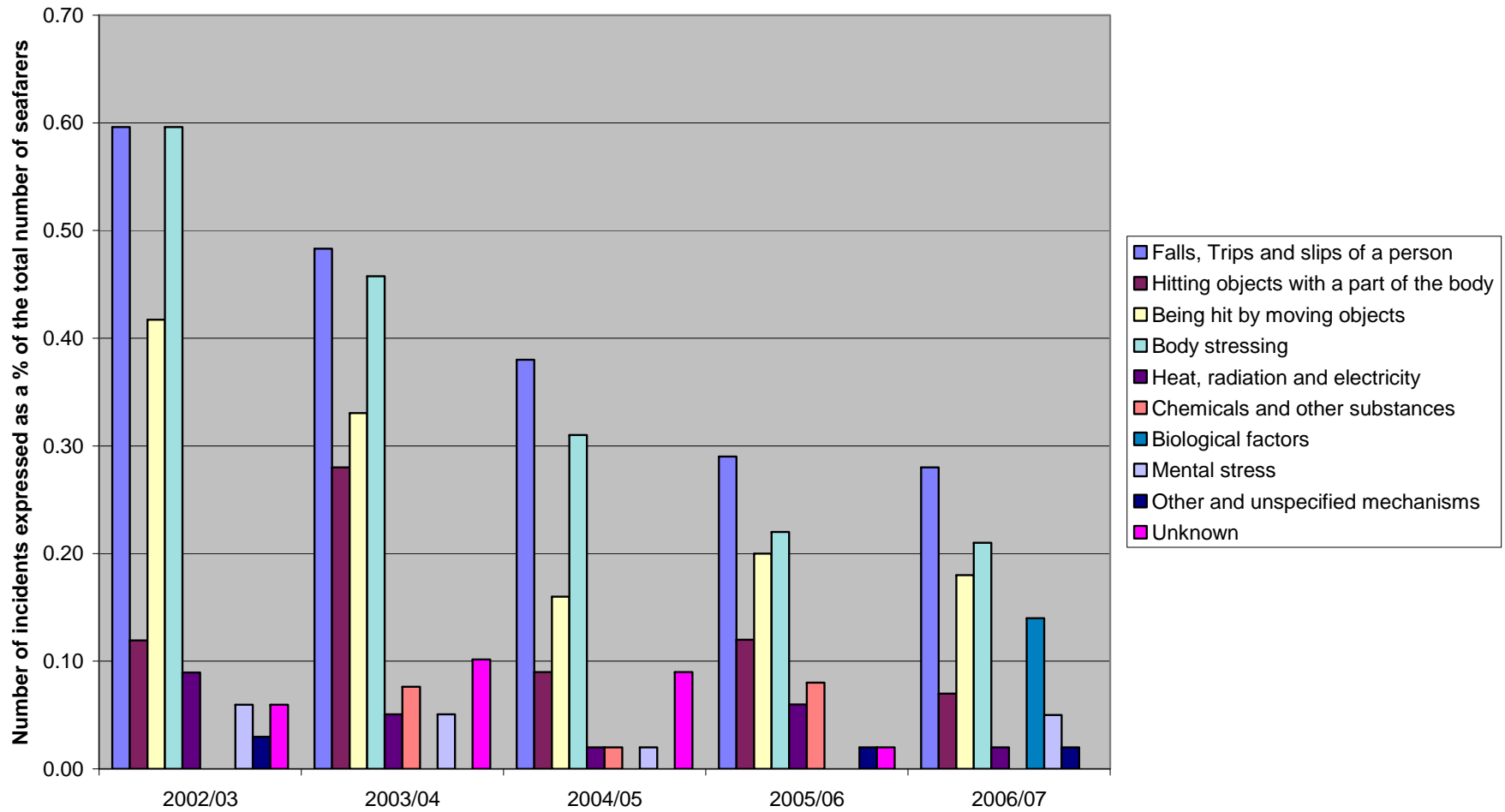
electricity						
Chemicals and other substances	6		0.08	0.02	0.08	
Biological factors	7					0.14
Mental stress	8	0.06	0.05	0.02		0.05
Other and unspecified mechanisms	9	0.03			0.02	0.02
Unknown		0.06	0.10	0.09	0.02	
TOTAL		1.97	1.83	1.09	1.01	0.97

MECHANISM OF INCIDENT

DESCRIPTION	NDS CODE	2002/03	2003/04	2004/05	2005/06	2006/07
Falls from a height	01	8	5	4	4	11
Falls on the same level	02	11	13	12	10	5
Stepping, kneeling or sitting on objects	03	1	1			
Hitting stationary objects	11	2	9	4	4	3
Hitting moving objects	12		2		2	1
Rubbing and chafing	13	2				
Being hit by falling objects	21	6	2	1	1	2
Being bitten by an animal	22	1				
Being hit by a person	24	1	3			
Being trapped by moving machinery	25		1		2	2
Being trapped between stationary and moving objects	26	3	4	4	4	5
Being hit by moving objects	28	3	3	2	3	1

Muscular stress while lifting, carrying or putting down objects	41	12	12	9	7	7
Muscular stress while handling objects other than lifting, carrying or putting down	42	6	5	1	3	3
Muscular stress with no objects being handled	43	1	1	3	1	2
Repetitive movement, low muscle loading	44	1				
Contact with hot objects	51	2	2	1	1	1
Exposure to environmental heat	53				2	
Exposure to ionising radiation	56	1				
DESCRIPTION	NDS CODE	2002/03	2003/04	2004/05	2005/06	2006/07
Single contact with chemical or substance	61		1			
Other and unspecified contact with chemical or substance	69		2	1		
Contact with, or exposure to biological factors	71				4	8
Exposure to mental stress factors	81	2	2	1		
Work pressure	84					3
Unspecified mechanisms of injury	99	1			1	1
Unknown		2	4	4	1	
TOTAL		66	72	47	50	55

Mechanism of incidents for the period 2002/03-2006/07



AGENCY OF INCIDENT FOR THE PERIOD 2002/03-2006/07

AGENCY DESCRIPTION	NDS CODE	2002/03	2003/04	2004/05	2005/06	2006/07
Machinery and (mainly) fixed plant	1	6	6	5	2	3
Mobile plant and transport	2	3	3	4	3	2
Powered equipment, tools and appliances	3	2	2	2	2	3
Non-powered handtools, appliances and equipment	4	25	29	11	15	22
Chemicals and chemical products	5		3			
Materials and substances	6	5	6	3	5	3
Environmental agencies	7	11	6	10	11	7
Animal, human and biological agencies	8	2	6		4	10
Other and unspecified agencies	9	9	6	5	4	5
Unknown		3	5	7	4	
TOTAL		66	72	47	50	55

AGENCY OF INCIDENT EXPRESSED AS A % OF THE NUMBER OF SEAFARERS

AGENCY DESCRIPTION	NDS CODE	2002/03	2003/04	2004/05	2005/06	2006/07
Machinery and (mainly) fixed plant	1	0.18	0.15	0.12	0.04	0.05
Mobile plant and transport	2	0.09	0.08	0.09	0.06	0.04
Powered equipment, tools and appliances	3	0.06	0.05	0.05	0.04	0.05
Non-powered handtools, appliances and equipment	4	0.75	0.74	0.26	0.31	0.39

Chemicals and chemical products	5		0.08			
Materials and substances	6	0.15	0.15	0.07	0.10	0.05
Environmental agencies	7	0.33	0.15	0.23	0.22	0.12
Animal, human and biological agencies	8	0.06	0.15	0.00	0.08	0.18
Other and unspecified agencies	9	0.27	0.15	0.12	0.08	0.09
Unknown		0.09	0.13	0.16	0.08	
TOTAL		1.97	1.83	1.10	1.01	0.97

AGENCY OF INCIDENT

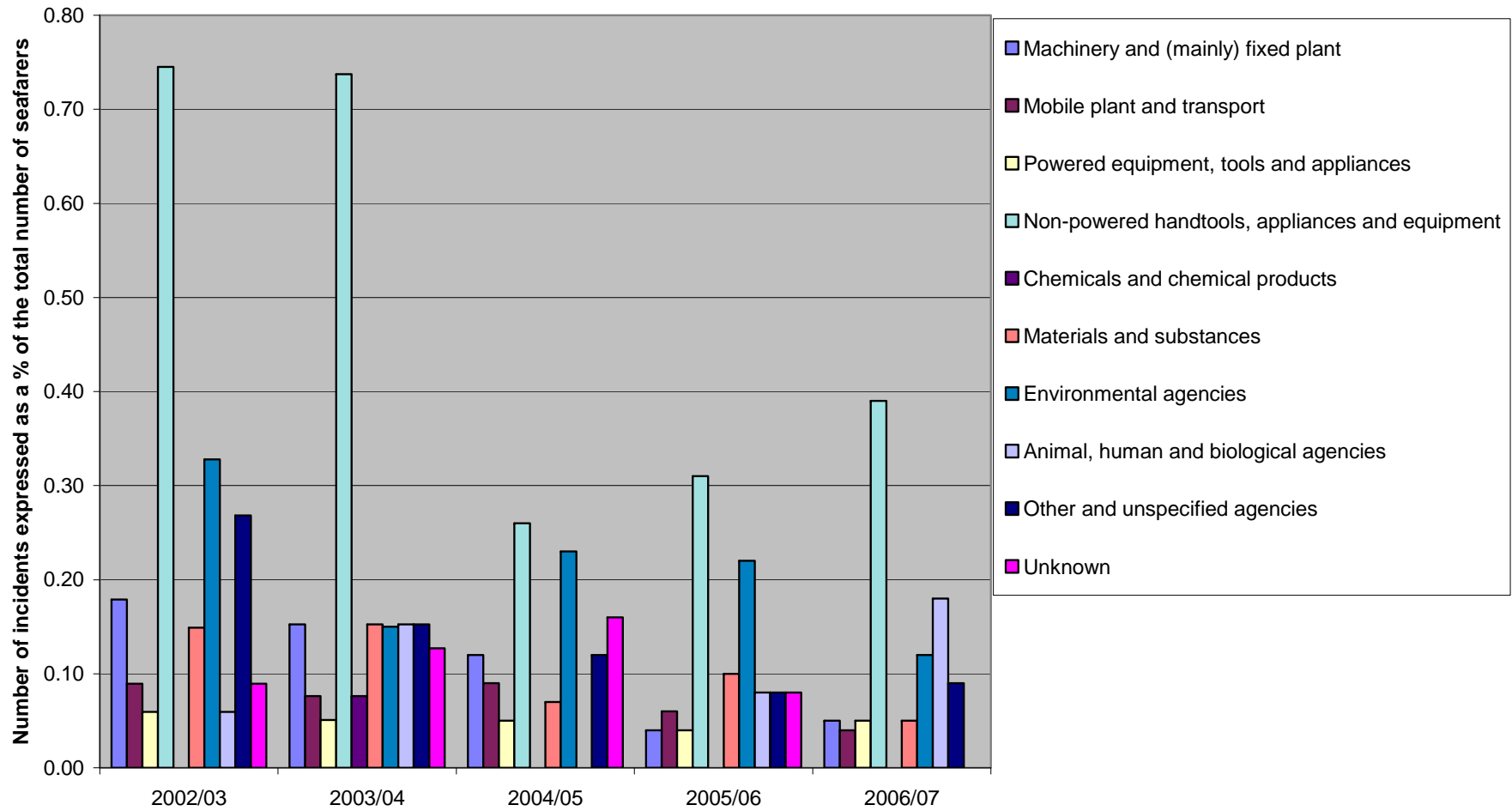
AGENCY DESCRIPTION	NDS CODE	2002/03	2003/04	2004/05	2005/06	2006/07
Food processing ovens	1330	1	1			
Other heating, cooking, baking equipment	1390	1				
Refrigeration plant	1410		1		2	
Mechanical power transfer mechanisms	1510			2		
Cranes	1570	1	1	1		
Other conveyors and lifting plant	1599					1
Turbines, generators	1610		1	1		
Control apparatus	1660			1		
Batteries	1670					1
Water mains, pipes, valves, hydrants, taps, and other water reticulation equipment	1930	2	1			
Gas mains, pipes, valves, and other gas reticulation equipment	1940	1	1			

Other and unspecified production line type of plant or stand alone machinery	1990					1
Other self-propelled plant	2190		1	1		
Compressors, pumps	2230		1			2
Trolleys, handcarts	2360	2		1	1	
Railway, tramway lines (track and other fixtures)	2510		1			
Motorised craft	2710	1		1	2	
Non-motorised craft	2720			1		
AGENCY DESCRIPTION	NDS CODE	2002/03	2003/04	2004/05	2005/06	2006/07
Abrasive, planing, cutting powered tools	3110					1
Electric drills	3120			1		
Arc welding equipment	3140			1		
Oxy-acetylene equipment	3150					1
Pressurised containers	3510	1				
Pressurised piping	3520	1				
Gas cylinders	3530		1			
Other pressure-based equipment	3590					1
Internal combustion engines	3910		1		2	
Other edged equipment	4190		1		1	
Wrenches, spanners, sockets	4230	1	1			
Crowbars, pinchbars, jemmys	4260		1			
Manual lifting equipment	4280		1		2	1
String, twine, rope	4320	3	5	2	2	4
Wire, wire rope, metal strapping	4330	1	1	1	1	2
Chains	4340			1	1	
Crates, cartons, boxes, cases, drums, kegs and barrels	4350	4	4	1	1	2

Bags, bundles and bales	4370				1	
Baggage and luggage	4371					1
Doors and windows	4410		1	2	3	
Doors	4411					3
Trapdoors, hatches, skylights	4413					1
Work tops	4420		1			1
Beds, hospital beds	4440					3
Baths, sinks, troughs, handbasins	4460	2				
Other and unspecified furniture and fittings	4490	1				
Stoveware	4530		1			
Ladders	4610	11	9	4	3	1
Other ladders	4619					2
Mobile ramps and stairways	4621					1
AGENCY DESCRIPTION	NDS CODE	2002/03	2003/04	2004/05	2005/06	2006/07
Clothing and footwear	4980	1				
Other equipment	4990	1	3			
Pharmaceuticals	5330		1			
Paint, varnish	5340		1			
Detergents	5360		1			
Rocks, stones, boulders	6140		1			1
Dust, not elsewhere classified	6160	1		1		
Ferrous and non-ferrous metal	6240	4	4	2	3	
Machinery accessories and parts	6241					1
Bars, rods, ingots, beams	6245					1
Fragments	6250				1	
Hot water, steam	6320		1		1	
Weather and water	7100		1		1	
Sun	7110	1			1	

Wet, oily or icy traffic and ground surfaces	7130	1	1	1	1	
Traffic and ground surfaces with hazardous objects	7140			1		
Traffic and ground surfaces other	7150	2		1		
External steps and stairways	7167					1
Other outdoor environmental agencies	7190				1	
Steps and stairways	7210	4	1	2		4
Openings in floors, walls or ceilings	7220	2		1		
Wet, oily or icy internal traffic and ground surfaces	7230		3	2	4	1
Other internal traffic and ground surfaces	7250	1			1	1
Internal conditions	7260			2	1	
Other indoor environment	7290				1	
Dogs	8150	1				
Condition of affected person	8410		1			2
Other person	8420	1	3			
Other human agency	8490		2			
Biological agencies	8590				4	8
Non-physical agencies	9190	2				3
AGENCY DESCRIPTION	NDS CODE	2002/03	2003/04	2004/05	2005/06	2006/07
Other agencies, not elsewhere classified	9910	4	1	3	2	1
Agency not apparent	9980	1	1	2	1	1
Agency not known	9990	5	9	7	5	
TOTAL		66	72	47	50	55

Agency of incident for the period 2002/03-2006/07



NATURE OF INCIDENT FOR THE PERIOD 2002/03-2006/07

	NDS CODE	2002/03	2003/04	2004/05	2005/06	2006/07
Intracranial injury, including concussion	108		1			
Fractured skull and facial bones	111				1	
Other fractures, not elsewhere classified	118	9	17	6	7	8
Fractures unspecified	119					1
Injuries to nerves and spinal cord without evidence of spinal bone injury	130	1				
Traumatic amputation	139	1				3
Laceration or open wound not involving traumatic amputation	149	4	5	3	2	4
Effects of weather, exposure, air pressure and other external causes, not elsewhere classified	150				1	
Contusion, bruising and superficial crushing	169	13	11	7	11	3
Hot burn	174	2	2	1	1	1
Other and unspecified injuries	190	2	1	1		
Dislocation	201					3
Diseases of the brain, spinal cord and peripheral nervous system	210		1			
Trauma to joints and ligaments, unspecified	219					3
Trauma to muscles	223					1
Trauma to muscles and tendons, not elsewhere classified	228	26	26	25	19	1
Trauma to muscles and tendons, unspecified	229					1

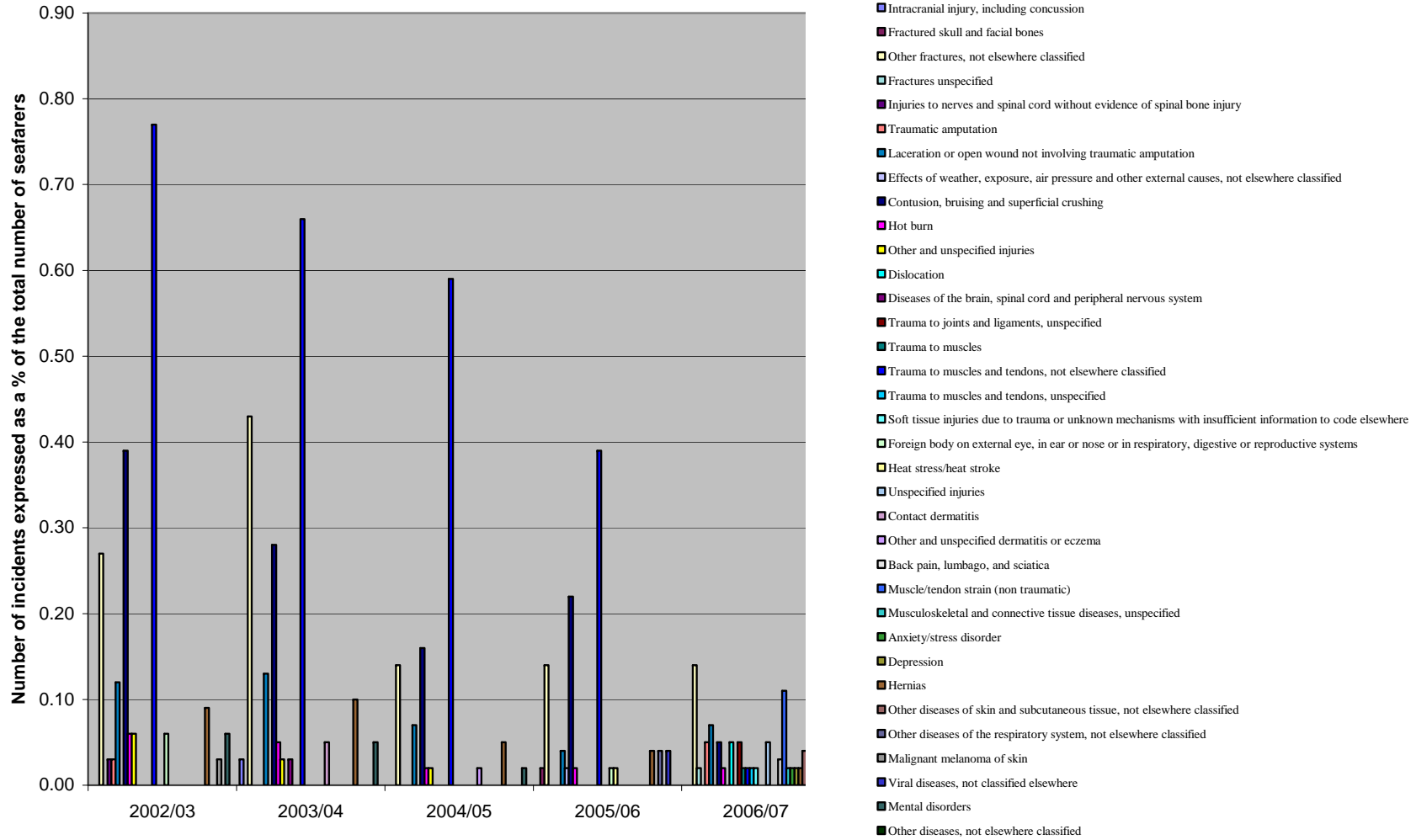
Soft tissue injuries due to trauma or unknown mechanisms with insufficient information to code elsewhere	239					1
Foreign body on external eye, in ear or nose or in respiratory, digestive or reproductive systems	301	2			1	
Heat stress/heat stroke	313				1	
Unspecified injuries	399					3
Contact dermatitis	410		2			
Other and unspecified dermatitis or eczema	420			1		
Back pain, lumbago, and sciatica	459					2
Muscle/tendon strain (non traumatic)	533					6
Musculoskeletal and connective tissue diseases, unspecified	599					1
Anxiety/stress disorder	703					1
Depression	704					1
Hernias	721	3	4	2	2	1
Other diseases of skin and subcutaneous tissue, not elsewhere classified	758					2
Other diseases of the respiratory system, not elsewhere classified	798				2	
Malignant melanoma of skin	820	1				
Viral diseases, not classified elsewhere	836				2	7
Mental disorders	910	2	2	1		
Other diseases, not elsewhere classified	941					1
TOTAL		66	72	47	50	55

NATURE OF INCIDENT EXPRESSED AS A % OF THE TOTAL NUMBER OF SEAFARERS

	NDS CODE	2002/03	2003/04	2004/05	2005/06	2006/07
Intracranial injury, including concussion	108		0.03			
Fractured skull and facial bones	111				0.02	
Other fractures, not elsewhere classified	118	0.27	0.43	0.14	0.14	0.14
Fractures unspecified	119					0.02
Injuries to nerves and spinal cord without evidence of spinal bone injury	130	0.03				
Traumatic amputation	139	0.03				0.05
Laceration or open wound not involving traumatic amputation	149	0.12	0.13	0.07	0.04	0.07
Effects of weather, exposure, air pressure and other external causes, not elsewhere classified	150				0.02	
Contusion, bruising and superficial crushing	169	0.39	0.28	0.16	0.22	0.05
Hot burn	174	0.06	0.05	0.02	0.02	0.02
Other and unspecified injuries	190	0.06	0.03	0.02		
Dislocation	201					0.05
Diseases of the brain, spinal cord and peripheral nervous system	210		0.03			
Trauma to joints and ligaments, unspecified	219					0.05
Trauma to muscles	223					0.02
Trauma to muscles and tendons, not elsewhere classified	228	0.77	0.66	0.59	0.39	0.02
Trauma to muscles and tendons, unspecified	229					0.02

Soft tissue injuries due to trauma or unknown mechanisms with insufficient information to code elsewhere	239					0.02
Foreign body on external eye, in ear or nose or in respiratory, digestive or reproductive systems	301	0.06			0.02	
Heat stress/heat stroke	313				0.02	
Unspecified injuries	399					0.05
Contact dermatitis	410		0.05			
Other and unspecified dermatitis or eczema	420			0.02		
Back pain, lumbago, and sciatica	459					0.03
Muscle/tendon strain (non traumatic)	533					0.11
Musculoskeletal and connective tissue diseases, unspecified	599					0.02
Anxiety/stress disorder	703					0.02
Depression	704					0.02
Hernias	721	0.09	0.10	0.05	0.04	0.02
Other diseases of skin and subcutaneous tissue, not elsewhere classified	758					0.04
Other diseases of the respiratory system, not elsewhere classified	798				0.04	
Malignant melanoma of skin	820	0.03				
Viral diseases, not classified elsewhere	836				0.04	0.12
Mental disorders	910	0.06	0.05	0.02		
Other diseases, not elsewhere classified	941					0.02
TOTAL		1.97	1.84	1.09	1.01	0.98

Nature of incident for the period 2002/03-2006/07



INCIDENT RATES

Financial year	Number of seafarers	Number of incidents	Incident rate %
2002/03	3355	66	1.97
2003/04	3933	72	1.83
2004/05	4260	47	1.10
2005/06	4912	50	1.01
2006/07	5690	55	0.97

BODILY LOCATION OF INCIDENT FOR THE PERIOD 2002/03-2006/07

	NDS CODE	2002/03	2003/04	2004/05	2005/06	2006/07
Head	1	6	3		3	4
Neck	2		1		1	2
Trunk	3	24	23	12	14	15
Upper Limbs	4	15	21	17	18	20
Lower Limbs	5	17	20	17	10	9
Multiple Locations	6		1		3	1
Systemic locations	7		2	1	1	1
Non-physical locations	8	2				3
Unspecified locations	9	2	1			
TOTAL		66	72	47	50	55

BODILY LOCATION OF INCIDENT EXPRESSED AS A % OF THE NUMBER OF SEAFARERS

NDS CODE	2002/03	2003/04	2004/05	2005/06	2006/07
----------	---------	---------	---------	---------	---------

Head	1	0.18	0.08	0.00	0.09	0.07
Neck	2	0.00	0.03	0.00	0.03	0.04
Trunk	3	0.72	0.58	0.32	0.41	0.26
Upper Limbs	4	0.45	0.53	0.45	0.52	0.35
Lower Limbs	5	0.51	0.51	0.45	0.29	0.16
Multiple Locations	6	0.00	0.03	0.00	0.09	0.02
Systemic locations	7	0.00	0.05	0.03	0.03	0.02
Non-physical locations	8	0.06	0.00	0.00	0.00	0.05
Unspecified locations	9	0.06	0.03	0.00	0.00	0.00
TOTAL		1.97	1.83	1.25	1.46	0.97

BODILY LOCATION OF INCIDENT

	NDS CODE	2002/03	2003/04	2004/05	2005/06	2006/07
Cranium	110				1	
Brain	111		1			
Eyeball	120	3			1	
Ocular adnexa	121					1
Nose	150		1			
Face	160	2				
Head - multiple locations	180				1	
Head - unspecified locations	190	1	1			3
Neck - internal organs and glands	211				1	
Neck - unspecified	219		1			2
Upper back	310	1				2
Lower back	311	16	13	7	6	5
Back - unspecified	319		1	2	1	

Ribs	330	2	2		1	1
Chest muscles	331	1	1			
Lung, trachea and bronchus	334					4
Chest - other and multiple	338					1
Chest - unspecified	339	1			2	
Abdominal muscles and tendons	340	2	5	2	2	2
Stomach	341		1			
Genital (reproductive) system	354				1	
Abdomen - unspecified	359	1		1		
Trunk - unspecified locations	390				1	
	NDS CODE	2002/03	2003/04	2004/05	2005/06	2006/07
Shoulder	410	2	1	5	1	8
Upper arm	420	4	3	3	3	1
Elbow	430		2	1	2	1
Forearm	440	2	1		2	1
Wrist	450	2		2	2	
Hand	460	1	4	5	4	3
Fingers	461	4	6		4	5
Thumb	462		1	1		1
Hand, fingers and thumb - unspecified	469		3			
Hip	510		1	1		
Upper leg	520	1				
Knee	530	4	6	8	8	5

Lower leg	540	8	4	2	1	1
Ankle	550	1	4	4		1
Foot	560	1	4	2	1	1
Toes	561	2	1			1
Head and other	630				1	
Trunk and limbs	640		1			
Other specified multiple locations	680					1
Unspecified multiple locations	690				2	
Circulatory system in general	710				1	
Nervous system in general	750		2	1		1
Psychological system in general	800	2				3
Unspecified locations	900	2	1			
TOTAL		66	72	47	50	55

Bodily location of incident for the period 2002/03-2006/07

